ASSIGNMENT #5: IMPRESSIONISM

Elements & Principles of Art-
Texture, Rhythm, Pattern and Movement



REVIEW: ELEMENTS VS. PRINCIPLES OF ART

Elements of Art are considered the "building blocks" of an artwork. Every single artwork (be it abstract or representational) is composed out of them. In other words, art cannot be created without them.

7 Elements of Art:

- Line
- Shape
- Color
- **Texture**
- Form
- Value
- Space

Principles of Art refer to how artists arrange, organize and manipulate elements in order to create a visual composition that is visually pleasing and transmits a message or idea.

8 Principles of Art:

- Balance
- Contrast
- Emphasis
- **Movement**
- **Pattern**
- **Rhythm**
- Unity
- Variety

ELEMENTS OF ART: TEXTURE

- **Texture refers to the way an object feels to the touch or looks as it may feel if it were touched.**
- **There are two different types of texture in art: *Visual* (2D-the illusion of texture by the repetition of line or the creation of a variety of values) and *Tactile* (3D- how it actually really feels to the touch)**

Visual Texture



Tactile Texture







PRINCIPLES OF ART: RHYTHM VS. PATTERN

- **Rhythm is created by the repetition of Elements of Art (shape, form, line, color, etc.) or even a subject over and over again. It can be regular or random.**

- It helps build an interesting composition that catches the eye and makes it so the viewer's attention moves/ flows throughout the piece.

- It creates a "visual tempo" or beat, which can vary in speed depending on how it's used. Think of compositions that seem more calm and static vs. others that transmit a sense of chaos and disorder.

- **A repetition of similar elements, whether regular or random, also helps bring the composition together. *We've talked about how important it is for a visual composition to contain both *unity* and *variety* in order to look interesting, yet harmonious.**



**Shows random/irregular rhythm, but no pattern*
Vincent Van Gogh, *Road with Cypress and Star*, 1890.

PRINCIPLES OF ART: RHYTHM VS. PATTERN

- **When we think of rhythm, we tend to think about pattern. However, rhythm can be random and doesn't necessarily create a specific pattern, but all patterns have rhythm.**

- **A pattern is a recurring element in a particular, deliberate arrangement.**



**Shows pattern, regular rhythm, static feel*
Andy Warhol, *Campbell's Soup Edition II,* 1969



**Shows random rhythm and more movement*
Gustav Klimt, *The Tree of Life,* 1909

EXAMPLES OF PATTERN AND RHYTHM IN ART



**Shows pattern and rhythm*
René Magritte, *Golconde,* 1953



**Shows alternating pattern and rhythm*
M.C. Escher, *Lizard,* 1942

PRINCIPLES OF ART: MOVEMENT

- **Artists create a sense of movement by manipulating the Elements of Art to make the viewer's eyes flow around and within the image.**

- **Movement can be created in a variety of ways. Repetition, line, color, balance and space are all examples of Elements and Principles of Art that can be used to develop a sensation of movement.**



Marcel Duchamp, *Nude Descending a Staircase No.2, 1912*

Creating Movement with Line

- Lines can create a static *or* dynamic feel. *Refer to class #2.

- Straight lines that are vertical and horizontal feel solid and stable. Dynamic lines like diagonals or sweeping curves, imply movement.

PRINCIPLES OF ART: MOVEMENT

Creating Movement with Color

- **The dynamic use of color can create the feeling of movement as well.**
- Similar to musical notes, “color notes” are sometimes described as either *high* or *low key*.
- A high key color is light in value and strong in intensity.
- A low-key color is both dark and dull.
- **The high contrast created by the combination of these color types is louder and more impactful than a picture of limited key-range.**



Stanton MacDonald-Wright,
Au Café (Synchromy), 1918

PRINCIPLES OF ART: MOVEMENT

Creating Movement with Optical Illusions

- **Op Art artists created impactful and engaging abstract works using repetition and contrast.**
- These pieces transmitted an impression of movement, flashing, vibration, swelling or warping. They usually created such effects through pattern and line.



Bridget Riley, *Movement in Squares,*1961



Bridget Riley, *Arrest 2,*1965

PRINCIPLES OF ART: MOVEMENT

Implied Movement

- **Movement can also be created by drawing or painting a subject in a position that is off-balance, or that demonstrates someone/something in motion.**
- We perceive a state of motion when we know the position cannot be static or held for very long.
- The subject is portrayed in a “freeze frame”, perhaps in the air, at an angle, or creating an implied diagonal line.



John Singer Sargent, *Spanish Dancer,* 1882

IMPRESSIONISM–HISTORY

- **The Impressionist movement emerged in France in the 1870's. These artists rejected the strict painting rules of classical/academic art before them and came up with new techniques to depict the world around them.**
- **Instead of going for highly-rendered realism and color blending seen in classical art, these artists created *impressions* of their surroundings. They focused on light and left visible brushstrokes behind.**
- The term "Impressionists" was given by satirical reviews/critics after seeing Monet's *Impression: Sunrise* painting. The name was meant as derogatory, as the the critics saw these paintings as "bad sketches" / unfinished.



Claude Monet, *Springtime,* 1872



Berthe Morisot, *Summer's Day,* 1879

IMPRESSIONISM–CHARACTERISTICS

- **Bright, vibrant color but not too much detail**

- **Give the impression of movement and fleeting moments**

- **Everyday nature of subjects**

- **Previously, still lifes, portraits and landscapes were usually painted in the studio. Maybe artists would create a fast sketch outdoors, but they always took it indoors to finish up.**

- **Techniques emphasize the artist's perception of the subject matter, as much as the subject itself.**

- **Short brush strokes, freely brushed, unblended colors**



Camille Pissarro, *Pea Harvest,* 1887

- **Impressionists often finished their work outdoors or at specific settings, capturing momentary and transient effects of color/sunlight and creating their entire paintings in *plein air*.**

FAMOUS IMPRESSIONIST PAINTINGS

- **Captures the image of an object/subject as someone would see it if they just caught a glimpse of it.**

- **Impressionist paintings contain scenes that represent leisure activities, and/or the passing of time in a modern, changing world.**



Pierre-Auguste Renoir, *Boating in Bougival*, c.1881



Edgar Degas, *Dancers in Pink and Green*, c.1890

FAMOUS IMPRESSIONIST PAINTINGS



Pierre-Auguste Renoir, *Dance at Le Moulin de la Galette*, c.1876

CREATIVE ASSIGNMENT #5:

- **Create a visual composition that incorporates texture (visual or tactile).**
- **Make use of rhythm and/or pattern to unify the piece.**
- **Create a sense of movement by using line, color, shape, etc.**
- **Suggested art style to explore: Impressionism**
- **Have fun and be creative! :)**

ARTISTIC PROCESS *SUGGESTED* STAGES



1. Dream/Visualize it
2. Plan + Prepare
3. Execution
4. End it (or repeat it)
5. Evaluate + Reflect